

P. TOT.  
kW 2,8-11,7

P. NOM.  
kW 2,6-10



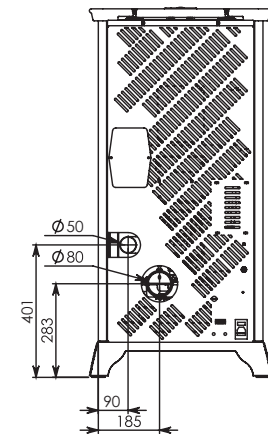

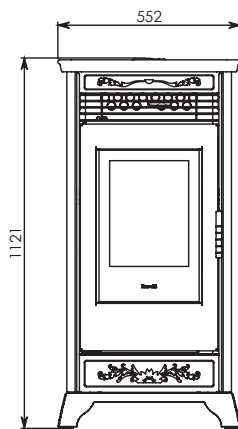
RV 110



AVAILABLE COLOURS

## DESCRIPTION

MOD. RV 110



0,6 - 2,35	85,1%	80	22	9 - 38	110	145
Pellet fuel consumption Kg./h (min/max)	Efficiency % (EN 14 785)	Flue exit pipe mm.	Tank capacity Kg.	Burn time Kg./h (min/max)	Installed power W	Net weight kg.

Smartheat Limited  
Edgeworthstown Co Longford.  
Eircode: N39 V257.  
Phone: 353 1 2549488 / 353 43 6672034  
Email: pat@smartheat.ie

SMARTHEAT